



NO SMOKING
No Smoking
No Open Flames

HANOVER[®]
ARCHITECTURAL
— PRODUCTS —

Hanover[®]
Porcelain Pavers

The Cliffwood, Sandy Springs, GA
24" x 24", Copper Creek HP2002



HANOVER® PORCELAIN PAVERS

Hanover's Porcelain Pavers are the right solution for any type of outdoor flooring. They are hard-wearing, anti-slip, weather resistant and capable of withstanding heavy loads without compromising aesthetics. Quick and easy to install, Porcelain Pavers are resistant to acid, chemicals, mold and salt. Since Porcelain Pavers are nonporous, they will not stain and do not require sealing – they are virtually maintenance free. Hanover® Porcelain Pavers will remain fresh and clean for years to come.

Designed for quick and easy installation, Porcelain Pavers can be installed on or above grade with many installation methods, creating seamless transitions from one area of the project to another. Design options are endless.

Porcelain Pavers are extremely durable with colors that do not fade over time. Hanover® stocks a range of colors and sizes for immediate delivery. With five distinct collections, there is sure to be a color to suit your project's unique design requirements. Whether your next project is a pool deck or a green roof, Hanover® can provide the perfect Porcelain Paver choice.

- Quick & easy to install with virtually no maintenance
- Several installation methods create product versatility
- Capable of withstanding heavy loads
- Hard wearing, anti-slip surface
- Extremely low water absorption
- Resistant to stains and temperature changes
- Five collections featuring unique colors and sizes



12" x 48", Sawn Oak HP1001



24" x 24", Washburn HP2001

Manufacturing Plant York, PA
24" x 24" with grouted joints, Washburn HP2001



PORCELAIN PAVER INSTALLATION

ON-GRADE APPLICATIONS

SAND BED OVER GRANULAR OR CONCRETE

Sand should be loosely screeded and compacted prior to the installation of the Porcelain Pavers. Hanover® P Spacers should be used to maintain a uniform 1/8" joint. The joint can later be swept with a porcelain-specific polymeric sand. Edge restraints are necessary along all soft edges.

BITUMINOUS SETTING BED

The precise thickness of Hanover® Porcelain Pavers allows for installation over a rolled bituminous setting bed. The bituminous setting bed is placed over a concrete slab. Hanover® P Spacers should be used to maintain a uniform 1/8" joint. The joint can later be swept with a porcelain-specific polymeric sand. Edge restraints are necessary along all soft edges.

THIN SET MORTAR

Thin set applications require a concrete slab. A latex modified thin set is recommended. Hanover® P Spacers should be used to maintain a uniform 1/8" joint. The joint can then be grouted with a latex modified grout. Follow thin set and grout manufacturer's installation recommendations.

ROOF OR PLAZA APPLICATIONS

Porcelain Pavers can be installed over Hanover® Pedestal Systems, allowing for water drainage through the uniform 1/8" joint. A low profile spacer tab pedestal is required. Porcelain Pavers weigh approximately 9 lbs/square foot and do not satisfy typical ballast uplift requirements. Care should be taken to ensure that all porcelain pavers cut to perimeter edges are cut as tightly and securely as possible.

HANOVER® P SPACER

Produced with polystyrene, Hanover's P Spacers are available for use with Porcelain Pavers to help maintain a uniform 1/8" joint during installation. (Spacers are removed after installation is complete.) The unique design allows the spacers to be used as an "X" or "T" shape to accommodate various paving designs.



12" x 48" on Elevator® Pedestals, Driftwood HP1002



Each project is unique. A designer and/or structural engineer should be consulted to develop a specification suited for each specific project. With any installation method, there are a few guidelines that must always be followed:

- Never install porcelain pavers tight to one another, always provide appropriate spacing utilizing the Hanover® P Spacer.
- Never plate compact Porcelain Pavers.
- Porcelain Pavers must be cut with a Wet Tile Saw using a porcelain specific blade.

Visit hanoverpavers.com to download Porcelain Paver Installation Details and Guidelines.

Private Residence, Gettysburg, PA
12" x 48", Walnut HP1003



TEST RESULTS

FREEZE/THAW	RESISTANT ASTM C1026
WATER ABSORPTION	~0.1% ASTM C 373
CHEMICAL/STAIN RESISTANCE	CLASS : A ASTM C 650 CLASS : A ASTM C 1378
FLEXURAL STRENGTH	≥3400 LBS. ASTM C 648
SLIP RESISTANCE	≥0.60 LBS. ANSI 137.1 (DCOF)

REFLECTANCE, EMITTANCE AND SRI VALUES

Porcelain Color	Reflectance Average	Emittance Average	SRI Value
Kona HP101	0.204	0.86	18
Nantucket HP102	0.405	0.86	44
Sawn Oak HP1001	0.434	0.87	49
Driftwood HP1002	0.458	0.88	52
Walnut HP1003	0.297	0.87	30
Barnwood Brown HP1004	0.344	0.90	38
Barnwood Grey HP1005	0.340	0.895	37
Washburn HP2001	0.445	0.88	50
Copper Creek HP2002	0.425	0.89	48
Santa Fe HP2003	0.503	0.88	58
Manhattan HP2004	0.409	0.88	46
Travertine HP2005	0.524	0.905	62
Jerusalem Stone HP2006	0.524	0.90	62
PA BlueStone HP2008	0.313	0.91	34

PACKAGING

	Pcs/Cube	SF/Cube	Lbs/Cube
12" x 48" 30cm x 120cm	48	186	1725
16" x 32" 40cm x 80cm	48	165.33	1545
16" x 48" 40cm x 120cm	54	279	2635
24" x 24" 60cm x 60cm	64	248	2335
24" x 48" 60cm x 120cm	26	201.50	1950
PA BlueStone 24" x 48", 60cm x 120cm	26	201.50	1950
PA BlueStone Modular* 12" x 12" 30cm x 30cm 12" x 24" 30cm x 60cm 24" x 24" 60cm x 60cm 24" x 36" 60cm x 90cm	60 20 10 20 10	174.38	1645
Jerusalem Stone 16" x 32", 40cm x 80cm	48	165.33	1545
Jerusalem Stone Modular* 8" x 8" 20cm x 20cm 8" x 16" 20cm x 40cm 16" x 16" 40cm x 40cm 16" x 24" 40cm x 60cm	144 48 24 48 24	186	1665

Please Note: All sizes are 3/4" thick. Packaging is based on prototypes and could vary slightly. Calculations are based on actual metric dimensions. Contact Hanover® before placing an order. Weight does not include pallet.
* Sold in full cube quantities only.

WOODLAND COLLECTION



Sawn Oak HP1001



12" x 48" 1 cube = 48 pcs, 186 SF, 1725 lbs

Driftwood HP1002



12" x 48" 1 cube = 48 pcs, 186 SF, 1725 lbs

Walnut HP1003



12" x 48" 1 cube = 48 pcs, 186 SF, 1725 lbs

NEW Barnwood Brown HP1004



16" x 48" 1 cube = 54 pcs, 279 SF, 2635 lbs

NEW Barnwood Grey HP1005



16" x 48" 1 cube = 54 pcs, 279 SF, 2635 lbs

MOUNTAIN COLLECTION



Washburn HP2001



24" x 24" 1 cube = 64 pcs, 248 SF, 2335 lbs

Copper Creek HP2002



24" x 24" 1 cube = 64 pcs, 248 SF, 2335 lbs

NEW PA BlueStone Full Color HP2008



24" x 48" 1 cube = 26 pcs, 201.50 SF, 1950 lbs*

NEW PA BlueStone Full Color HP2008M
Modular Sizes, Rectified Edges



12" x 12", 12" x 24", 24" x 24", 24" x 36" with Rectified Edges**
Four sizes packaged together in 1 cube. Sold in full cubes only.
1 cube = 60 pcs, 174.38 SF, 1645 lbs*

* The 24" x 48" Bluestone unit cannot be laid with the Bluestone Modular units.

Additional information, photos and installation designs can be found at HANOVERPAVERS.COM/PRODUCTS/HANOVER-PORCELAIN-PAVERS.

MEDITERRANEAN COLLECTION



Travertine HP2005



16" x 32" 1 cube = 48 pcs, 165.33 SF, 1545 lbs

NEW Jerusalem Stone HP2006
Irregular Edges



16" x 32" with Irregular Edges
1 cube = 48 pcs, 165.33 SF, 1545 lbs*

NEW Jerusalem Stone HP2006M
Modular Sizes, Rectified Edges



8" x 8", 8" x 16", 16" x 16", 16" x 24" with Rectified Edges**
Four sizes packaged together in 1 cube. Sold in full cubes only.
1 cube = 144 pcs, 186 SF, 1665 lbs*

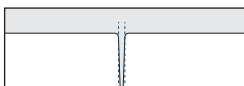
* The 16" x 32" Jerusalem Stone unit cannot be laid with the Jerusalem Stone Modular units.

Please Note:


Color photos shown were prepared with great concern for accuracy. However, it is suggested that actual samples be requested before specifying.

All sizes are 3/4" thick. Packaging is based on prototypes and could vary slightly. Contact Hanover® before placing an order. Weight does not include pallet.

Unless otherwise shown, Hanover® Porcelain Pavers have tapered edges.



Tapered Edge




Rectified Edge**

Sizes shown are stocked. Additional sizes can be obtained by cutting available stock sizes. Cutting can be done in the field or by Hanover® as part of a custom order when quantities permit. Cut pieces will have Rectified Edges**.

ISLAND COLLECTION



Kona HP101



24" x 24" 1 cube = 64 pcs, 248 SF, 2335 lbs

Nantucket HP102



24" x 24" 1 cube = 64 pcs, 248 SF, 2335 lbs

URBAN COLLECTION



Santa Fe HP2003



24" x 48" 1 cube = 26 pcs, 201.50 SF, 1950 lbs

Manhattan HP2004



24" x 48" 1 cube = 26 pcs, 201.50 SF, 1950 lbs

Hilton Headquarters, The Social, McLean, VA
12" x 48", Sawn Oak HP1001



PRODUCT INSTALLATION : Each project and site conditions are unique. It is important to contact a Hanover® representative for product details and installation guidelines. An architect, landscape architect, and/or structural engineer should be consulted to develop a specification suited for the individual project. • Neither this catalog, nor any of the individual product catalogs from Hanover® Architectural Products, is intended to be a design manual. The projects pictured and the installation suggestions given in this catalog are only illustrations of Hanover® products. Each application and specification for installation should have the attention of an architect, landscape architect, and/or structural engineer. • As product use and site conditions are not within our control, Hanover® does not guarantee results from use of such products or other information herein: no warranty, express or implied is given. As government regulations and use conditions may change, it is the Buyers responsibility to determine the appropriateness of these products for the specific end uses.

PLEASE NOTE : The color photos shown were prepared with great concern for accuracy. However, it is suggested that actual samples be requested before specifying. It is recommended that the products be cleaned after the installation is finished. Please contact our representatives for product suggestions.

Hanover® Architectural Products reserves the right to modify, alter or discontinue the texture, color, content, shape or size of its products or any product line at any time for any reason.

CONTACT US for product details and information. We invite you to call us at 800-426-4242 to discuss your project, visit our web site www.hanoverpavers.com to download current catalogs and more detailed product information, or request our complete product brochures and samples.

©1971-2019 Hanover® Architectural Products

HANOVER®
Architectural Products
5000 Hanover Road, Hanover, PA 17331
717.637.0500 • fax 717.637.7145
www.hanoverpavers.com